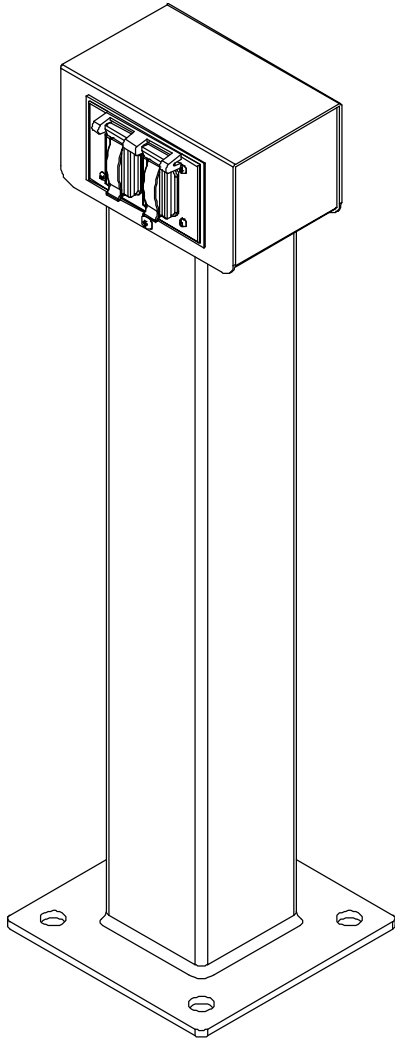




AP SERIES POWER PEDESTAL



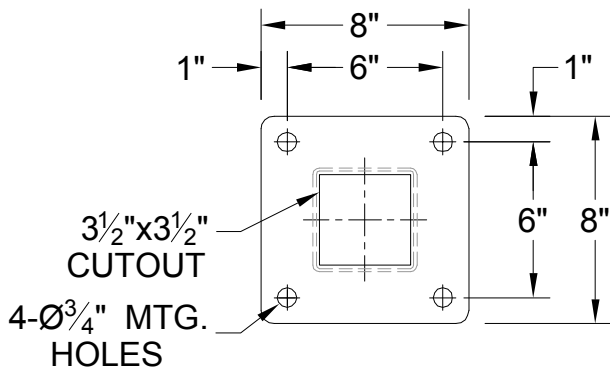
FEATURES AND BENEFITS

- Mainly used for parking lot applications where 120V/15A is required
- Fully secured using anchor bolts set in concrete base
- Heavy duty construction
- Replaceable hinged head
- Mini-breaker protection on models with breakers
- Weatherproof lexan covers
- ASA-61 grey industrial powder coat finish
- Also available with 15/20A or GFI receptacles
- Also available with cast aluminum covers
- Custom heights available
- Custom colours available

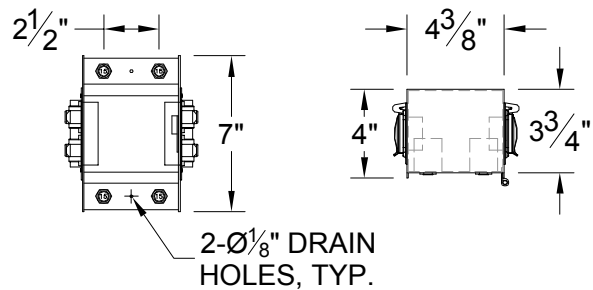
TECHNICAL INFORMATION

- CSA Type 3R enclosure (weatherproof)
- 8" x 8" baseplate constructed of 1/4" THK mild steel
- 29 1/2"H x 4"W x 4"D body constructed of 3/16" mild steel
- Grounding lug for #4 - #14 AWG wire
- Fully welded base

MODEL NO.	RECEPTACLES		BREAKERS	
	QTY	TYPE	QTY	TYPE
AP 1	2	15A Duplex	4	15A Mini
AP 1M	2	15A Duplex	2	15A Mini
AP 2	1	15A Duplex	2	15A Mini
AP 2M	1	15A Duplex	1	15A Mini
AP 3	2	15A Duplex	0	None
AP 4	1	15A Duplex	0	None



BASEPLATE DETAIL



TYPICAL AP 1 HEAD

ACE MANUFACTURING METALS LTD

Toll Free (866) 352-7145 · Direct (780) 352-7145 · BC Direct (250) 808-9116

www.acemfg.com · info@acemfg.com · Fax (780) 352-7147